
CFS-40GBIP-A

Thank you for purchasing this product. The product you have purchased consists of the following items.

Check, with the following list, that your package is complete.

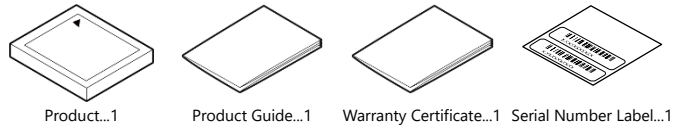
If you find any item either missing or damaged, please contact the sales representative you purchased the product from.

1. About the Product

This product is a CFA standard CFast which is equipped with a 3D TLC NAND flash. The iSLC technology provides TLC but with SLC-level durability and speed.

2. Product Configuration




This product consists of the items listed below.
Check, with the following list, that your package is complete. If you discover damaged or missing items, contact your retailer.



3. Safety Precautions

Understand the following definitions and precautions to use the product safely.

This document provides safety information using the following symbols to prevent accidents resulting in injury or death and the destruction of equipment and resources. Understand the meanings of these labels to operate the equipment safely.

 DANGER	Signal word used to indicate an imminently hazardous situation which, if not avoided, will result in death or serious injury.
 WARNING	Signal word used to indicate a potentially hazardous situation which, if not avoided, could result in death or serious injury.
 CAUTION	Signal word used to indicate a potentially hazardous situation which, if not avoided, could result in minor or moderate injury.



- Do not modify the product. Doing so may cause fire, electric shock.
- If smoke or abnormal odor is detected, immediately turn off the PC and peripheral devices and unplug the power cables.
- Never touch this product with wet hands. Doing so can short-circuit the product to cause fire, electric shock, and/or failure.



- This is a precision product. Do not strike or bend the product. Otherwise, the CF Memory Card may malfunction.
- Do not insert any foreign matter into the connector of this product. Doing so can break the connector.
- Before handling the product, touch a metal object around to release any built-up static charge from your body to prevent the product from being damaged by static electricity.
- The product is limited in the number of cycles they can be written (rewritten) to due to the nature of its memory used. Note that the write life depends on the actual operating conditions.
- Do not turn off the power during disk access (writing). Doing so may break the data.
- Do not insert or remove a CFast card into/from a computer in operation.
- The product comes with a protective function that prevents the disk from damaging during an instantaneous stop but this function is not designed to protect data written onto the disk. When protecting data, use it under the condition which has no instantaneously stops.
- This product is designed to be plugged only in one orientation. Do not force it to be plugged in.
- This product is not formatted. Please be sure to format before use.
- There is the case that the drive is damaged when power supply OFF is done while initializing the drive. Do not power supply OFF in 30 seconds from power supply ON.
- No part of this document may be copied or reproduced in any form by any means without prior written consent of CONTEC CO., LTD.
- The information in this document is subject to change without notice.
- All relevant issues have been considered in the preparation of this document. Should you notice an omission or any questionable item in this document, please feel free to notify CONTEC CO., LTD.
- Regardless of the foregoing statements, CONTEC is not liable for any damages whatsoever (including damages for loss of business profits) arising out of the use or inability to use this CONTEC product or the information contained herein.

We shall not be liable for any consequential damages such as losses and lost profits resulting from the operation of this product. For any reason we shall provide no warranty for the stored contents on your hard disk.

When disposing of the product, follow the disposal procedures stipulated under the relevant laws and municipal ordinances.

4. About write endurance

This product has write endurance which limits the number of times each memory may be written, due to the characteristic of the memory that is used. Write endurance can be calculated by the following formula as a reference value:

Write endurance (years) = Total rewrite life (cycles) / (The number of annual consumed blocks / The total number of blocks)

Example :
Capacity: 40GB, Rewrite life: 30,000cycles
When the file of 4MB is made, and it rewrites it once per 10 seconds.
The number of annual consumed blocks = $(4 \times (60 / 10) \times 60 \times 24 \times 365) / 6 = 2,102,400(\text{cycles})$
Life = $30,000 / (2,102,400 / 7,000) \approx 99.9$ (years)

These are reference values. Confirm its longevity by the following S.M.A.R.T. after installing the specific software (*) and implement tentative writing.

* Life expectancy can be obtained by installing the self- diagnosis program that acquires S.M.A.R.T. information of this storage.

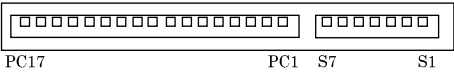
5. Specifications

Item		Specification
Type		CFS-40GBIP-A
Installed Memory		iSLC (3D TLC) NAND-type flash memory
	Total capacity	38,165 MB
	LBA	78,161,328
Transfer velocity	Read *1	240 MB/sec
	Write *1	220 MB/sec
Host interface		SATA II (3.0Gbps)
Input voltage		+3.3VDC (±5%)
Current consumption	Idle	210mA (Max.)
	Read	420mA (Max.)
	Write	420mA (Max.)
Environment Requirements	Operating temperature	-40 - 85°C
	Storage temperature	-40 - 85°C
	Humidity	10 - 95%RH (No condensation)
	Corrosive gases	None
	Swept sine vibration	20G or less (7 – 2,000Hz)
	Shock	1500G or less (0.5ms)
Standard		FCC, CE
NAND Flash memory life span		30,000 P/E cycle
MTTF		3,000,000H
External dimension (mm)		42.8(W) x 3.6(D) x 36.4(H)
Weight		Approx. 10g

*1 An actual performance is different depending on use conditions.

6. Pin Assignment

Crash Interface Connector



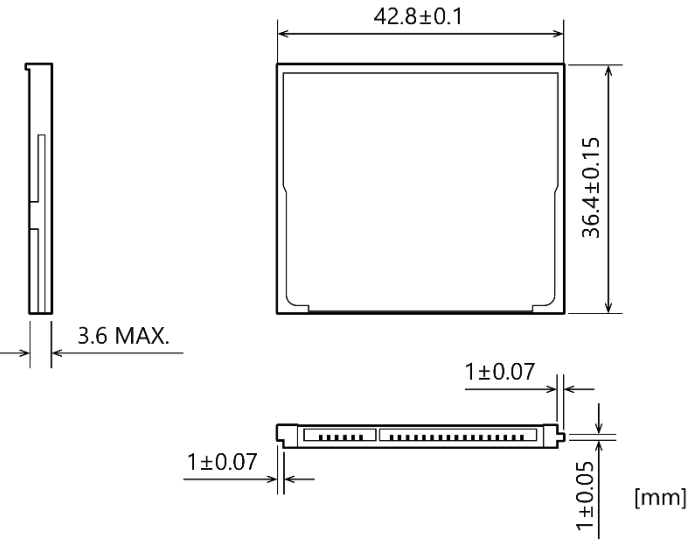
Connector pin position list

Pin No.	Pin Name	Pin No.	Pin Name
PC1	CDI	S1	SGND
PC2	PGND	S2	A+
PC3	DEVSLP	S3	A-
PC4	TBD	S4	SGND
PC5	TBD	S5	B-
PC6	TBD	S6	B+
PC7	PGND	S7	SGND
PC8	TBD		
PC9	LED2		
PC10	TBD		
PC11	TBD		
PC12	IFDet		
PC13	+3.3V		
PC14	+3.3V		
PC15	PGND		
PC16	PGND		
PC17	CDO		

Pin Identification

Symbol	I/O	Function
A+, A-	Input	Differential signal A
B+, B-	Output	Differential signal B
CDI	CMOS Input	Card Detect In
CDO	CMOS Output	Card Detect Out
DEVSLP	Input	DevSleep signal
IFDet	GND	GND

7. Physical Dimensions



CONTEC CO., LTD.
3-9-31, Himesato, Nishiyodogawa-ku, Osaka 555-0025, Japan

3-9-31, Himesato, Nishiyodogawa-ku, Osaka 555-0025, Japan

<https://www.contec.com/>

No part of this document may be copied or reproduced in any form by any means without prior written consent of CONTEC CO., LTD.

NA08721 (LXAP751) [02222022] February 2022 Edition

NA08721 (LXAP751) [02222022] February 2022 Edition