

RS-232C Serial I/O Board for PCI Express Low Profile Size 1ch type **COM-1C-LPE**



* Specifications, color and design of the products are subject to change without notice.

Features

Max. 921,600bps RS-232C Serial Communication

The COM ports of this product support up to 921,600 bps. COM-1C-LPE has one RS-232C-standard serial port.

Possibly used as Windows, Linux-standard COM ports

Combining the product with our device driver COM-DRV makes it possible to use the product in the same manner as the COM ports of a PC.

This product supports communication using DCB structures in the Win32 API and Linux-standard system calls.

In addition, supplies a diagnostic program to confirm hardware operation and to perform a communication test with equipment.

Up to 16 boards can be installed

Up to 16 boards of the same model can be mounted on a single PC.

Each channel is equipped with separate 128-byte FIFO buffers for transmit and receive

Equipped with a buffer memory for transmitting 128 bytes and receiving 128 bytes for each channel. These are FIFO format, useful for high speed communications and to reduce the load to the CPU when transmitting/receiving.

The product use the same easy-to-use 9-pin D-SUB connectors as are used on a PC

Using the most versatile general-purpose 9-pin D-SUB connector for RS-232C, the product allows you to use commercial cables which support the RS-232C standard.

Support for Low Profile size slot / standard size slot (bundled with bracket)

Bundled with each bracket for Low Profile size slot / standard size slot. Exchanges it for the standard size bracket when mounting on the standard size slot.

The control line for RS-232C can be controlled and monitored by software

The control lines for RTS, CTS, DTR and DSR can be controlled and monitored using software.

This product is a PCI Express bus-supported board of Low Profile size designed for extending RS-232C compatible serial communication functionality on your PC.

COM-1C-LPE has one RS-232C communication port.

With a 128byte built-in FIFO buffer for transmission and reception of each channel, the product supports a baud rate of up to 921,600bps.

Windows/Linux device driver is supported with this product.

- * The contents in this document are subject to change without notice.
- * Visit the CONTEC website to check the latest details in the document.
- * The information in the data sheets is as of April, 2024.

Specifications

Function specification

Item	Specifications
Number of channels	1ch
Interface type	RS-232C
Transfer method	Asynchronous serial transfer
Baud rate	2 - 921,600bps *1 *2
Data length	5, 6, 7, 8 bits 1, 1.5, 2 stop bits *1
Parity check	Even, Odd, Non-parity *1
Controller chip	162850 or equivalent (It has 128-byte receive and 128-byte transmit FIFO buffers.)
Connecting distance	15m(Typ.)
Interrupt requests	1 level use *3
I/O address	Any 32-byte boundary
Power consumption	3.3VDC 300mA (Max.)
PCI Bus specification	PCI Express Base Specification Rev. 1.0a x 1
Dimension (mm)	121.69(L) x 67.90(H)
Weight	60g

*1 These items can be set by software.
In our device driver COM-DRV(WDM) the range is 15 - 921,600 bps.

*2 Data transmission at high speed may not be performed normally depending on the environment including the type of status of connected material of cable and environment.

*3 The interrupt signals are arranged into a single interrupt signal and connected to the PCI Express bus.

Installation Environment Requirements

Item	Specifications
Operating ambient temperature	0 - 50°C
Operating ambient humidity	10 - 90%RH (No condensation)
Floating dust particles	Not to be excessive
Corrosive gases	None
Standard	VCCI Class A, CE Marking (EMC Directive Class A, RoHS Directive), UKCA

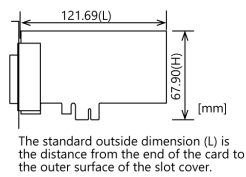
Included Items

Product [COM-1C-LPE] ...1

Standard Size Bracket ... 1

Please read the following ... 1

Physical Dimensions

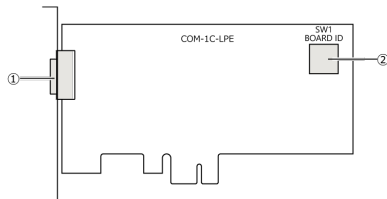


Support Software

Name	Contents	How to get
Windows Version Serial communication driver COM-DRV(WDM)	Software that makes it possible to use the product in the same manner as the COM ports of a PC running Windows. This software supports communication using DCB structures in the standard OS Win32 API, and the SerialPort class in the .NET Framework and the pySerial module in Python. Various sample programs such as C# and Visual Basic .NET, Visual C++, Python etc. and diagnostic program useful for checking operation is provided.	Download from the CONTEC website *1
Linux Version Serial communication driver COM-DRV(LNX)	Software that makes it possible to use the product in the same manner as the COM ports of a PC running Linux. This software conforms to Linux-standard tty drivers, and the pySerial module in Python. The software includes various sample programs such as gcc (C, C++) and Python programs.	Download from the CONTEC website *1

*1 Download the files from the following URL.
<https://www.contec.com/download/>

Nomenclature of Product Components



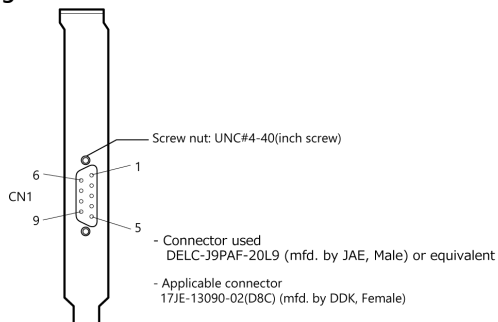
No.	Name
1	Interface Connector (CN1)
2	Board ID Setting Switch (SW1)

Connecting to an External Device

Connecting directly to the port connector

If connecting an external device directly from the connector on the board, use a cable purchased separately.

Pin Assignment

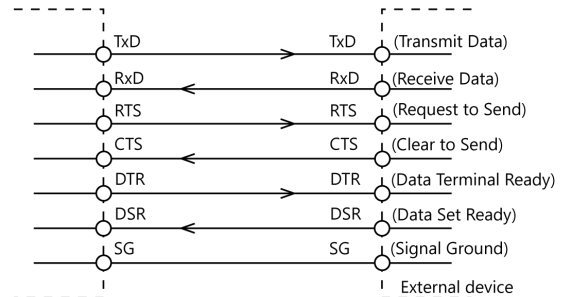


Data Set Ready	DSR1	6	1	DCD1	Data Carrier Detect
Request to Send	RTS1	7	2	RxD1	Receive Data
Clear to Send	CTS1	8	3	TxD1	Transmit Data
Ring Indicator	RI1	9	4	DTR1	Data Terminal Ready
			5	SG1	Signal Ground

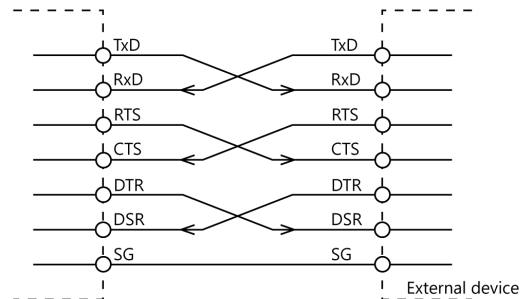
Types of Cable and Example Connections

When using an RS-232C interface, different cables are required depending on the type of device to which you are connecting (computer or modem, etc.). Check the requirements of the external device and select either a straight-through or crossed (null modem) cable as appropriate. If special treatment of the signal lines in the connector is required, ensure that this is done in accordance with the specifications.

Example Connection to a Modem (Straight cable)



Example Connection to a PC (Cross cable)



Example Connection to a Device

