


General Purpose Terminal DTP-3C



* Specifications, color and design of the products are subject to change without notice.

Features

A signal line from an external device can be connected to the terminal simply by using screws.

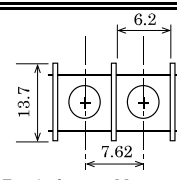
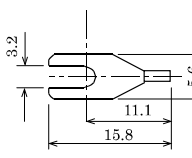
The optional cable can be used to connect easily to the board/card.

Specifications

Specifications

Item	Specifications
Terminal	
Terminal type	DT-25-B01W-20 [mfd. by DINKLE] equivalent
Number of terminals on terminal strips	37 pin
Screws	M3
Connector	
Connector used	37 pin D-SUB connector [Female] DCLC-J37SAF-20L9 [mfd. by JAE] equivalent
Applicable connector	37 pin D-SUB connector [Male] DC-37P-N [mfd. by JAE] equivalent
Dimensions (mm)	190(W) x 105(H)

Terminal Specifications

Terminal block	DT-25-B01W-20 [mfd. by DINKLE] equivalent		Suitable Terminal
Terminal block dimension [mm]		Suitable terminal dimensions [mm]	

Packing List

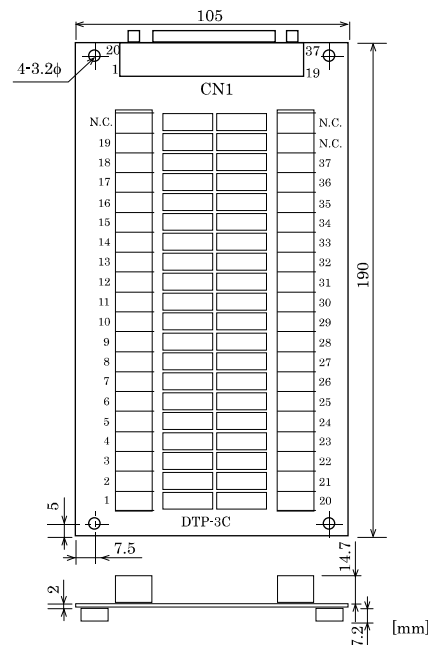
Body ...1
User's Guide ...1

The DTP-3C is a general purpose terminal fastened with screws, which relays the I/O wirings of CONTEC interface board/card or card with a 37-pin D-SUB connector.

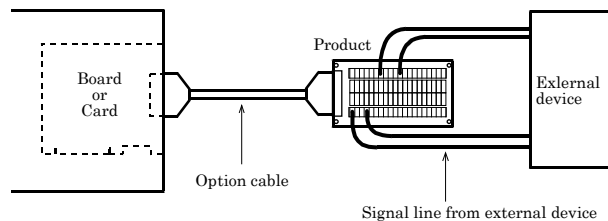
The pins in the 37-pin D-SUB connector correspond to their respective terminals on the terminal strips on a one-to-one basis, allowing you to easily connect the board/card to an external device via the terminal strips.

- * The contents in this document are subject to change without notice.
- * Visit the CONTEC website to check the latest details.
- * The information in the data sheets is as of November, 2024.

Physical dimensions



DTP-3C Connections



- (1) Connect the interface board/card and the product using the separately available option cable.
- (2) Check the wiring destination of the product and wire the signal conductors from the external device.
You can easily connect the conductors to the terminals using the screws.

Wiring Diagram

Terminal No.	Connector No.	Connector No.	Terminal No.
N.C.			N.C.
19	19		N.C.
18	18	37	37
17	17	36	36
16	16	35	35
15	15	34	34
14	14	33	33
13	13	32	32
12	12	31	31
11	11	30	30
10	10	29	29
9	9	28	28
8	8	27	27
7	7	26	26
6	6	25	25
5	5	24	24
4	4	23	23
3	3	22	22
2	2	21	21
1	1	20	20

Difference point with DTP-3A

This product is a successor of the previous model DTP-3A. So you can use the same operating procedures as DTP-3A.

The differences on the specification are as follows:

	DTP-3C	DTP-3A
Terminal type	DT-25-B01W-20 [mfd. by DINKLE] equivalent	ML-40S1BYF-20P [mfd. by Sato Parts] equivalent
Height of rubber foot	7.2mm	5.0mm