

PCI Bus Expansion Chassis
Short x 4Slots
ECH-PCI-BE2-H4A



* Specifications, color and design of the products are subject to change without notice.

Features

PCI (5V/32bit 33MHz) bus slots can be added to your PC.

PCI (5V/32bit 33MHz) bus slots can be added to your PC. ECH-PCI-BE2-H4A: PCI bus slots (x 4) can be added. This expansion chassis is connected to a PC using an optional expansion adapter.

PCI bus boards can be connected..

You can connect short-type [176.5 (L) x 107 (H) mm] PCI bus boards. ECH-PCI-BE2-H4A : Accepting short-size PCI bus boards (x4).

ON/OFF control of the chassis can be linked to that of your PC.

You can link the ON/OFF control of the expansion chassis to that of your PC.

Steel chassis with cooling fan

Steel chassis with cooling fan suitable for use in fields

Rack-mountable

Rack-mountable with supplied brackets

Expansion adapter (Option)

PCI Bus Expansion Adapter for PCI Bus PC-Slot : EAD(PCI)BE

PCI Bus Expansion Adapter for Low Profile PCI PC-Slot : EAD(LPCI)BE

PCI Bus Expansion Adapter for Low Profile PCI Express PC-Slot : EAD-BE-LPE

Check the CONTEC's Web site for more information on these expansion adapters.

Combinations of Expansion Adapters and Expansion Chassis

The expansion adapters and expansion chassis can be used in the following combinations:

Expansion adapter	Expansion chassis ECH(PCI)BE								
	-H2B	-F2B	-H4B	-F4B	-H4A	-H7A	-F7A	-H13A	-F13A
EAD(CB)BE	○	○	○	○	○	×	×	×	×
EAD(PCI)BE	○	○	○	○	○	○	○	○	○
EAD(LPCI)BE	○	○	○	○	○	○	○	○	○
EAD-BE-LPE	○	○	○	○	○	○	○	○	○

Expansion adapter	Expansion chassis ECH-PCI-BE2		
	-H4A	-H7A	-F7A
EAD(CB)BE	○	×	×
EAD(PCI)BE	○	○	○
EAD(LPCI)BE	○	○	○
EAD-BE-LPE	○	○	○

This product is an expansion chassis that adds PCI bus expansion slots to a PC by being connected to the PC via an optional expansion adapter [EAD-BE-LPE, EAD(PCI)BE or EAD(LPCI)BE].

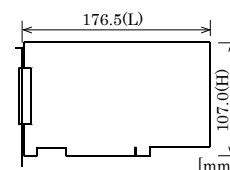
Specifications

Specifications

Item	Specifications	
Compatible bus	PCI Local Bus Specification Rev2.3 (+5V type)	
Address space	32-bit memory address, I/O address	
Interrupt level	INTA - INTD	
Bus operating clock	33MHz (Max.)	
Number of user-available slots	4 slots (short size)	
Acceptable board sizes (mm)	176.5(L) x 107(H)	
Power supply		
Expansion slot supplied power (The output current must not exceed the value on the right)	+5VDC	11.3A (Max.)
	+3.3VDC	6A (Max.)
	+12VDC	3A (Max.)
	-12VDC	0.5A (Max.)
	Maximum total power capacity	130W
AC input line voltage *1	100-240VAC	
AC line frequency	50/60Hz	
AC power input current	3A(100VAC)/1.5A(240VAC)	
Physical dimensions (mm)	210.0(W) x 138.0(H) x 235.0(L) (No fittings)	
Weight	3.5 kg	
AC cable	2.5m 3P	

*1 AC input line voltage range: 90 - 264VAC

Outside dimensions of acceptable board (Max.)

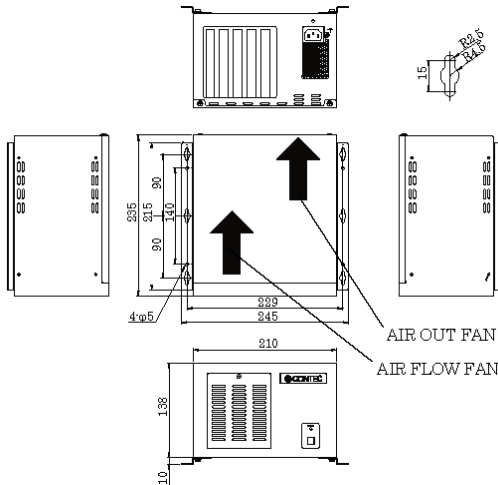


Environmental specifications

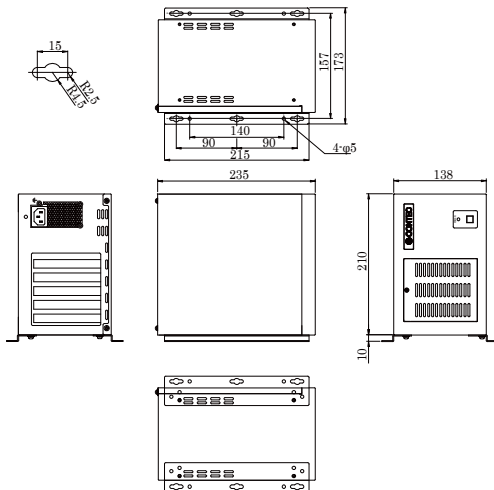
Item	Specifications
Operating temperature	0 - 50°C
Operating humidity	20 - 80%RH (No condensation)
Storage temperature	0 - 60°C
Storage humidity	10 - 90%RH (No condensation)
Floating dust particles	Not to be excessive
Corrosive gases	None
Standard	VCCI Class A, CE Marking (EMC Directive Class A, Low Voltage Directive, RoHS Directive), UKCA

Physical Dimensions

Horizontally placed



Vertically placed



CAUTION

- When using this product, keep it at least 20mm away from any object such as the wall for cooling purposes.
- Attaching rubber feet to the chassis makes it 3.6mm taller.
- When you placed this product vertically, the brackets must be used.

Packing List

- Expansion chassis [ECH-PCI-BE2-H4A] ...1
- Power cable ...1
- Slot cover ...4
- Board fixed screw ...4
- Bracket fixed screw for rack-mounted ...4
- Bracket for rack-mounted ...2
- Rubber feet ...4
- First step guide ...1
- Warranty Certificate...1
- Serial No. Label...1

Restrictions

This product is used in a combination with the optional expansion adapter. The following restrictions apply to the situation when the expansion adapter is connected to the expansion chassis.

This product has restrictions on the types of PCs and boards that can be used. Be sure to check the following restrictions before use.

< Restrictions of PC >

This product use the PCI-to-PCI Bridge to extend the bus.

The PCI boards plugged in PCI slots in this product is recognized if the PCI-to-PCI bridge is recognized by the BIOS in the PC used. Ask the PC vendor for whether the BIOS recognizes the PCI-to-PCI bridge.

< Restrictions on transfer rate >

When the expansion chassis accommodates a board that performs high-speed transfer such as bus mastering, the overall transfer rate may be lower than that of PCI bus slots in the main unit of a desktop PC.

This is caused by bus extension by the PCI-to-PCI Bridge.

The transfer rate may vary with the system configuration and the type of the PC.

< Restrictions of PCI board >

None of the following boards can be plugged into any expansion slot in this product.

- Video display board (VGA board)
- Board to connect a PCI bus expansion chassis
- Board explicitly stated not to be used with the PCI-to-PCI Bridge

Some boards, even PCI-compliant ones, may not work depending on their specifications

Difference from ECH(PCI)BE-H4A

This product is a successor of the previous model ECH(PCI)BE-H4A. So you can use the same operating procedures as ECH(PCI)BE-H4A.

	ECH(PCI)BE-H4A	ECH-PCI-BE2-H4A
Expansion slot supplied power	-12VDC 0.7A (Max)	-12VDC 0.5A (Max)
AC inlet location	