


Terminal Accessory
for Analog Board E Series/ M3 Screw Lock
FTP-15



* Specifications, color and design of the products are subject to change without notice.

Features

A signal line from an external device can be connected to the terminal simply by using screws.

The optional cable can be used to connect easily to the board.

Mountable on a 35-mm DIN rail using the DIN rail mounting adapter "DIN-ADP1" (separately priced).

Specification

Specifications

Item	Specifications
Dimensions (mm)	190(W) x 105(H)
Weight	140g

Specifications for CN1

Item	Specifications
Connector used	15 pin D-SUB connector [Female]
Lock nut	Inch screw (#4-40unc)
Applicable connector	15 pin D-SUB connector [Male] DASP-JB15PF [mfd. by JAE] equivalent 747306-3 [mfd. by AMP] equivalent

Specification of CN2 and CN3

Terminal block	ML-40S1BYF [mfd by Sato Parts] equivalent		Suitable Terminal
Terminal block dimension [mm]		Suitable terminal dimensions [mm]	
	Terminal screw : M3		

Accessories

Accessories (Option)

DIN rail Mounting Adapter for Accessories : DIN-ADP1

Packing List

Body... 1
User's Guide ... 1

CAUTION

The option cable is not appended to the interface board and this product. Be sure to check the manual or visit the CONTEC's Web site of the board to be used and then buy an appropriate cable.

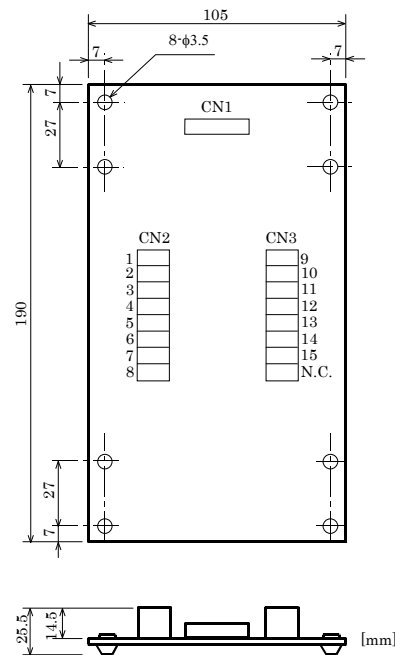
This product is a general purpose terminal fastened with screws, which relays the I/O wirings of CONTEC interface board or card with a 15-pin D-SUB connector.

The pins in the 15-pin D-SUB connector correspond to their respective terminals on the terminal strips on a one-to-one basis, allowing you to easily connect the board to an external device via the terminal strips.

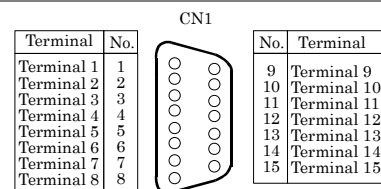
You can mount the product on a DIN rail using the optional DIN rail mounting adapter.

Note: To connect the product to the board, you need an optional bracket-attached cable (DT/E2) and a dedicated cable (PCB15P series).

Physical View and Dimensions



Wiring Diagram



FTP-15 Connections

