

FLEXLAN Industrial Switching HUB Gigabit 5Ports SH-9005F



* Specifications, color and design of the products are subject to change without notice.

Features

Five of 1000BASE-T ports are equipped

The product has five ports which conform to IEEE802.3ab(1000BASE-T) / IEEE802.3u(100BASE-TX) / IEEE802.3(10BASE-T).

Due to the fan-less design, this hub can be used in the places where the quietness or a longer lifetime of the product is desired.

Capable of operating in a wide-ranged power inputs, and features dual power support

The product is capable of operating in a wide range of DC power between 8 and 35VDC. Moreover, dual power supports the product to continue to work even if one of the power supplies fails.

Adaptable to a wide range of temperature between -20 and +60°C

The use of a metal casing with excellent heat dissipation achieves a wide range of temperature (-20 to +60°C) specifications, providing superior environmental resistance and durability, and allowing dependable use in harsh industrial environments.

DIN rail mounting or Wall installation

With the supplied brackets, the product can be set on a 35mm-DIN rail or on the wall.

Packing List

- Product [SH-9005F] ...1
- Wall Bracket ... 2
- Power Connector ... 2 (attached to the product)
- DIN-Rail Mounting Bracket ... 1 (attached to the product)
- Flat Head Screw (M3) ... 2 (attached to the product)
- Roun Head Screw (M2) ... 4
- Please Read the following ... 1

Optional Products

Item	Model	Description
AC adapter	POA201-10-2	Input: 90 - 264VAC, Output: 12VDC 1.0A

* Visit the CONTEC website for the latest optional products.

This product is a industrial switching HUB with 5 ports for IEEE802.3ab(1000BASE-T) / IEEE802.3u(100BASE-TX) / IEEE802.3(10BASE-T) compliant.

In addition, the Auto MDI/MDI-X features automatic negotiation.

An ideal product for the place where quietness is required as it contains no fan. Moreover, with metal that is excellent in heat dissipation, the product can operate in the temperature between -20 and + 60°C. There are two supplies of power, and function that prevents power from connecting in reverse.

Please read this manual carefully so that you can build a system by connecting the Switching Hub Unit to external devices.

- * The contents in this document are subject to change without notice.
- * Visit the CONTEC website to check the latest details in the document.
- * The information in the data sheets is as of September, 2024.

Specifications

Function specification

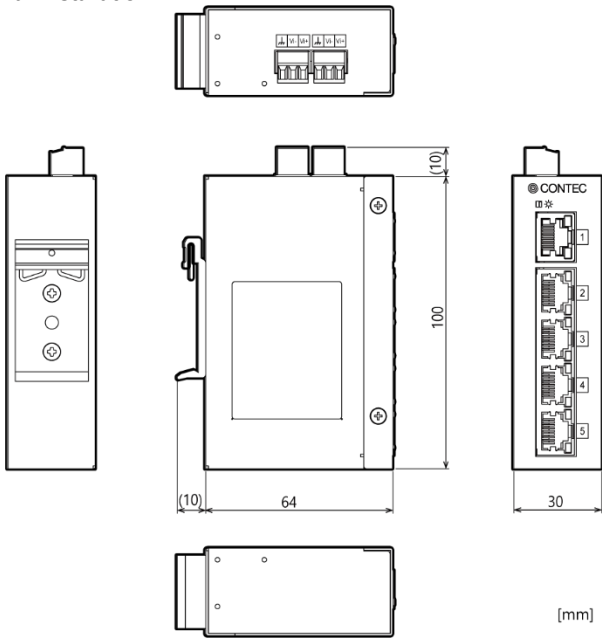
Item	Specifications
Ethernet standards	IEEE802.3/IEEE802.3u/IEEE802.3ab-compliant
Data transfer rate	1000Mbps/100Mbps/10Mbps (auto-negotiation)
Communications method	All ports : Full/Half duplex (auto-negotiation)
Flow control	Full Duplex : IEEE802.3x compliant flow control Half Duplex : Back pressure
Number of effective ports	5
Switching method	Store and forward
Address table	2,048 entries
Jumbo frame	9Kbyte
Buffer capacity	1Mbyte
Aging time	300sec (Max)
LED indicator	POWER.x1 (Green), 1000M LINK/ACTx5(Green), 100M/10M LINK/ACT x 5(Yellow)
Power supply voltage	8V - 35VDC±5%
FG pin	Power supply connector equipped with FG pin
Current consumption (Max)	When inputting 8V : 0.36A(Max), When inputting 35V : 0.08A(Max)
Physical dimensions (mm)	30(W)×64(D)×100(H) (exclusive of protrusions)
Weight	250g
Module installation method	Mounting on DIN rail or on the wall

Installation Environment Requirements

Item	Description
Operating ambient temperature	-20 - +60°C
Operating ambient humidity	10 - 90%RH (No condensation)
Non-operating ambient temperature	-20 - +60°C
Non-operating ambient humidity	10 - 90%RH (No condensation)
Floating dust particles	Not to be excessive
Corrosive gases	None
Line-Noise resistance	Line-noise AC line/2KV (EN61000-4-4Level 3, IEC61000-4-4Level 3) Signal line/1KV (EN61000-4-4Level 3, IEC61000-4-4Level 3)
	Static electricity resistance Contact discharge/4KV (EN61000-4-2Level 2, IEC61000-4-2Level 2) Air discharge/8KV (EN61000-4-2Level 3, IEC61000-4-2Level 3)
Vibration resistance	Sweep resistance 10 - 57Hz/semi-amplitude 0.15mm, 57 - 150Hz/9.8M/s ² (2G), 40minutes each in X, Y, and Z directions (JIS C60068-2-6-compliant, IEC60068-2-6-compliant)
Shock resistance	15G, half-sine shock for 11ms in X, Y, and Z directions (JIS C60068-2-27-compliant, IEC60068-2-27-compliant)
Grounding	Class D grounding, SG - FG/ non-conductive
Standard	VCCI Class A, FCC Class A, CE Marking (EMC Directive Class A, RoHS Directive), UKCA, UL

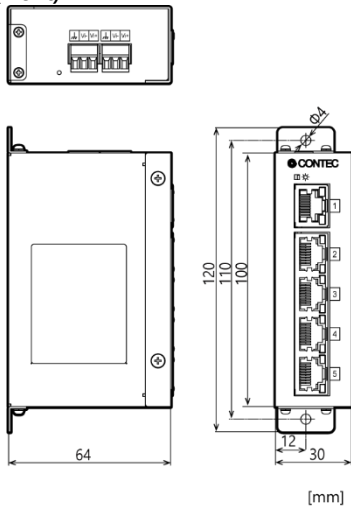
External Dimensions

DIN Rail Installation



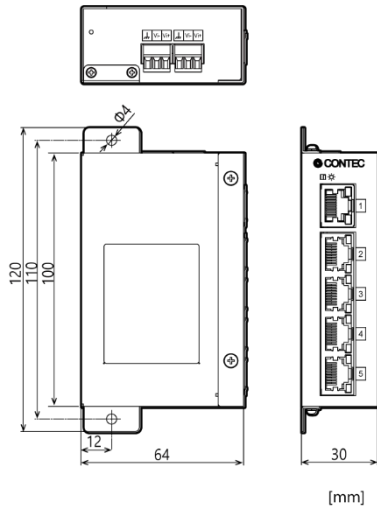
[mm]

Wall Installation (Front)



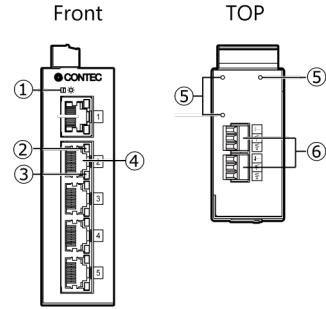
[mm]

Wall Installation (Side)



[mm]

Component Name



No.	Name	No.	Name
1	Power LED	4	LAN Port
2	100M/10M LINK/ACT LED	5	Bracket Screw Holes for Wall Installation (M2)
3	1000M LINK/ACT LED	6	Power Supply Connector